

LIVABILITY COMMITTEE

Meeting Notes

Monday, 4 May 2026, 11:00 AM

Covenant House, Board Room

611 N. Rampart Street, New Orleans, LA 70112

1. Call to Order, Roll Call, Guest Introductions

The meeting was called to order at 11:01 AM.

ROLL CALL: COMMITTEE MEMBERS						
First Name	Last Name	Present	Absent	Approve previous meeting notes	Approve 2025 FQEDD funding for phase II of the street markings project	Approve standardized consulting policy framework structured by scope & defined budgets, as opposed to hourly restrictions
Madison	Charleston		X	-	-	-
Rene	Fransen	X		Yes	Yes	Yes
Mamie	Gasperecz	X		Yes	Yes	Yes
Erin	Holmes	X		Yes	Yes	Yes
Antonio	Carbone	X		Yes	Yes	Yes
Joey	DiFatta	X		Yes	Yes	Yes
Lori	Boyer	X		Yes	Yes	Yes
Robert	Wingter	X		Yes	Yes	Yes

INTRODUCTION OF ATTENDEES: GUESTS		
First Name	Last Name	Role
Bob	Bejarano	FQMD Program Manager
Shelby	Ursu	FQMD Coordinator
Glade	Bilby	FQMD Commissioner
Ricky	Ostry	Glass Half Full
Chad	Pellerin	Resident

2. Public Comment

No written public comments were received.

3. Motion – Consider a motion to approve the previous meeting notes

Joey DiFatta made a motion to approve the previous meeting notes. Rene Fransen seconded the motion, and it was approved.

4. Quality of Life Impact Report*, Mamie Gasperecz, Committee Chair

See attached document. Committee Chair Mamie Gasperecz reviewed the report with the Committee, noting the previous month's statistics.

5. Presentation by Glass Half Full: Raise the Bar KLB Grant Results (5-10mins)

See attached document. Ricky Ostry of Glass Half Full introduced himself to the Committee and thanked them for inviting him to discuss the results of the FQMD and Glass Half Full's Raise the Bar initiative. Mr. Ostry reported that in just a few weeks, participating French Quarter businesses collected 5,953 pounds of glass diverted entirely from landfills and put to work in coastal restoration materials, roughly the equivalent of nearly 500 cases of beer bottles. Participating businesses included Antoine's, Messina's Catering and the MISI, Italian Barrel, Prytania Theaters at Canal Place, Creole Cookery, and Hotel Provincial.

6. Strategic Discussion Focus: (30 mins)

a. Public Safety Street Markings II Project Scope

See attached document. The discussion focused on clarifying that unused 2025 French Quarter Economic Development District (FQEDD) funds for pedestrian and vehicle safety initiatives (\$110K) will be allocated towards completing the remaining

public safety street markings in the French Quarter, including the “7s” and handicap spaces. Antonio Carbone emphasized that driveway striping issues, especially in residential areas, will need to be addressed separately in a future phase, potentially in 2027. Mr. DiFatta suggested bringing the residential driveway issue to the City’s weekly Infrastructure Committee meetings to explore whether the Department of Public Works could reimburse the approximately \$37K spent on incorrectly painted driveways based on faulty guidance.

The Committee also discussed broader infrastructure planning and accountability for future projects. FQMD Program Manager Bob Bejarano advocated for creating recurring annual programs for streetlights, signage, and street markings to avoid inconsistent stop-and-start efforts. The Committee agreed on recommending increased support and hours for Mr. Bejarano due to the significant workload and the success of past efforts led by Mr. Carbone and Mr. Bejarano.

- i. Motion- Consider a motion to recommend to the Finance & Development Committee Public Safety Street Markings II Project funded from the 2025 FQEDD Pedestrian / Vehicle Safety funds for \$110K.

Mr. Carbone made a motion to recommend to the Finance and Development Committee that phase II of the Public Safety Street Markings Project be funded from the 2025 French Quarter Economic Development District Pedestrian / Vehicle Safety funds, for \$110K. Ms. Holmes seconded the motion, and it was approved.

Ms. Holmes made a motion to recommend to the Finance & Development Committee approval of standardized consulting contract policy framework requiring all consulting agreements to be structured around defined budgets and scopes of work, rather than fixed hourly restrictions. Mr. Carbone seconded the motion, and it was approved.

- b. 2026/27 KLB Grant Application: ID Project

FQMD Coordinator Shelby Ursu reported that Keep Louisiana Beautiful will be accepting grant applications this summer. She noted that she will be applying for the 2026-2027 Healthy Communities Grant again, adding that she just submitted the final grant report for the 2025-2026 Healthy Communities Grant.

7. Updates:

- a. Unhoused Strategic Alternative Proposal – Board update

Ms. Gasperecz reported that at the latest Board of Commissioners meeting it was announced that the Security & Enforcement Committee will be the group who will be focusing on the unhoused initiative moving forward. She noted that the Commissioners have also decided that one Commissioner will be assigned as project lead for all projects, adding that she will be the Board liaison for the unhoused initiative. Ms. Holmes added that she and Ms. Gasperecz will be attending the Security & Enforcement Committee meetings to keep track of progress with the unhoused initiatives.

- b. Public Safety Right of Way Guidelines Project

Mr. Carbone stated that the main goal for the Public Safety Right of Way Guidelines Project is to create uniform design guidelines for sidewalks and streetlights in the French Quarter, which will serve as the standard reference for all contractors working on infrastructure projects in the district. He noted that a Request for Proposals will be drafted as the next step, adding that the budgeted \$55,000 for the initiative is designated solely for the design work related to sidewalks and streetlights.

- c. Love the Boot Week Report

Ms. Ursu reported that the FQMD held its’ third annual Love the Boot cleanup event on Saturday, April 18th, as part of the Keep Louisiana Beautiful Affiliate program annual requirements. She stated that 17 volunteers took part in the cleanup, with 20 bags of trash collected by the end of the event.

- d. 2027 Project Priorities (new budget timeline goal: July 2026)

Ms. Gasperecz stated that the FQMD will be drafting the 2027 budget earlier this year, adding that she would like the Committee members to brainstorm what programs they would like to see included and be ready for discussion at next month’s meeting.

- e. Project Closeout Reports: Street Markings, Street Lights

See attached documents.

- 8. New Business– To consider and take action upon any other matters that may properly come before the French Quarter Management District Livability Committee

Ms. Gasperecz wished a happy 65th birthday to Mr. Fransen’s partner, Eddie.

- 9. Adjournment

Mr. Carbone made a motion to adjourn. Mr. DiFatta seconded the motion, and the meeting adjourned at 12:02 PM.

The next scheduled meeting of the Committee is Monday, June 1st, 2026, at 11 AM.

FINAL REPORT

Raise The Bar: French Quarter

Overview

The French Quarter Management District's "Raise the Bar" program wrapped its Spring 2026 pilot with a clear result: commercial recycling works in the French Quarter. Partnering with Keep Louisiana Beautiful and Glass Half Full, FQMD covered the cost of one month of free recycling services for bars, hotels, businesses and restaurants in the neighborhood, subsidizing the practical and financial barriers that have kept hospitality businesses from recycling glass.

With help from the FQMD and other businesses that are already partnered with GHF, representatives approached business owners and managers to offer the incentivized program. Glass recycling was conducted using 64-gallon city-style bins which each hold 175lbs. of glass or roughly 175 wine bottles. Businesses opted for monthly, biweekly, weekly, or more frequent recycling services. The funding not only covered service fees, but also covered onboarding and administrative fees for the program and offered infrastructure improvements to businesses including slim recycling bins for inside the bars and at the back of house.

Instead of sending the waste to the landfill, recycled glass from this program was then transported back to Glass Half Full's state-of-the-art facility in Chalmette, Louisiana where it was processed into sustainable sand for coastal restoration projects as well as materials for new glass products.

Participating Partners

- Antoine's
- Messina's Catering and The MISI
- Italian Barrel
- Prytania Theaters at Canal Place
- Creole Cookery
- Hotel Provincial

Results

In just a few weeks, participating businesses collected **5,953 lbs.** of glass diverted entirely from landfills and put to work in coastal restoration materials. To put that in perspective, that's the equivalent of nearly 500 cases of beer bottles. If they were all standard bourbon bottles laid end to end, they'd run the length of Bourbon Street almost three times!

New Orleans does not offer glass recycling through standard city sanitation services. For French Quarter businesses generating high volumes of bottles and glassware, that means virtually *all* of their glass waste goes to the landfill by default. Raise the Bar: French Quarter demonstrated that with the right infrastructure and a low barrier to entry, the hospitality industry can change that paradigm.

The response from the French Quarter business community has been encouraging and it's continuing to grow! All of the participating businesses have opted to continue recycling services after this pilot, including Antoine's, the oldest continuously operating family-owned restaurant in the United States and one of the true anchors of French Quarter dining. That kind of institutional buy-in speaks volumes. Word is spreading, and new businesses are already reaching out to join. What started as a one-month pilot is turning into something with real staying power. The more businesses come on board, the bigger the impact on what stays out of landfills and goes toward restoring Louisiana's coast.

Quality of Life - FQ Livability Impact Report



MARCH 1-31, 2026

The Livability Committee is a public-facing body that provides strategic oversight of FQMD programs impacting quality of life in the French Quarter — including cleanliness, safety, social services, and public space improvements.

Note :Due to vendor reports being received mid-month following month-end, Impact Reports reflect the prior month, not the most recent month.



ED's Noted Highlights

FQMD participated in the **Mayor's Infrastructure Coordinating Council ("ICC")**, established to improve alignment across City agencies and infrastructure partners, advancing more coordinated, efficient, and high-quality project delivery. **Key recommendations** to the Mayor include: a shared data dashboard, pavement cut policy, engineering subcommittee, standardized pre-application processes, long-term funding strategies, and enhanced public communication tools.

Impact Metric Stats, MARCH 2026

Goal 1: Youth Homelessness

- Total French Quarter Interactions: **10** (of 13 citywide)
- Care / Hygiene Kits Distributed: **4**
- Referred to Emergency Shelter: **2**
- Emergency Overnight Stays: **16**
- Mental Health Visits: **53**

Services & full reports provided by Covenant House)

Goal 2: Adult Homelessness

City's Strategic Alternative Proposal under review, shifting from prior KPI focus on LEAD referrals and shelter placements to a more comprehensive, coordinated model with dedicated teams, consistent coverage, and defined shelter exit outcomes.

Goal 3: Sanitation / Recycling Waste Mgmt.

- Total 311 requests resolved: **29**
- Average # of Days to Resolve 311 Requests: **2.76**
- Quarter Clean email requests resolved: **16**
- Glass Recycled: **6,206** in Cubic Yards
- Plastic, Metal, Aluminum Recycled: **18.92** in cubic yards
- Cardboard Recycled: **28.25** cubic yards

(Services & full reports provided by IV Waste, Glass Half Full)

Goal 4: Mobility - Safety Improvements

St. Lights - shared lessons learned with DPW, noting key improvement opportunities: refractor less color, handhole covers, hardware, fiberglass, paint, and standardization to asset labels.

FQMD participates in Mayor's Infrastructure Coordinating Council to improve coordinated infrastructure operations.



Executive Director
French Quarter Management District
400 North Peters Street, Suite 206
New Orleans, LA 70130

April 16, 2026

Closeout Report for Street Light Maintenance and Repair Project 2025

HISTORY/BACKGROUND. This project began in Summer 2024 with an in-house assessment of degraded streetlight infrastructure within the boundaries of the French Quarter Management District. Data was consolidated by staff and formulated the basis for contracted work to be performed. A proposed budget of \$1,750,000 was set aside for the project to be completed prior to the Superbowl in February 2025. Pat Tobler was elected by the Board Chair as the Project Manager to help the FQMD facilitate contract procurement and execution of work. A proposal was advertised and the contract was awarded to ASE in November 2024 for \$1,423,384.00 with mobilization just before Thanksgiving and work commencing in December. At the very onset of the project, procurement lead times became an issue for repair and replacement parts (most notably light poles, arms and fixtures) and it was realized that not all of the work would be executed prior to the Superbowl. The work that could physically be done with parts on hand was done in that short window while other time-impacted goals would be rolled over to the next phase of the project, post-Superbowl.

After the Superbowl, Pat Tobler exited the project manager role and handed the FQMD a “warranty year”, effectively closing out the contract, with a certificate of work acceptance issued to ASE in April 2025. The FQMD issued an amendment to the initial contract essentially extending the initial scope of work to be completed as well as any warranty callouts and daily repairs required for the inventory of almost 1,000 street lamps. Project management fell to the FQMD Program Manager and the award for contracted work was subsequently increased to \$1,701,085.48. A third party was solicited through the local electrician’s union, IEBU 130, to provide quality assurance and Nicholson’s Electric stepped up to the plate, not to exceed \$30,000.00. By the end of the summer 2025 a large influx of backordered parts was delivered and work picked back up almost immediately. Efforts were made to shift from an analog method of project management to a computer-based maintenance management model to capture the increase in work, accurately record repairs and capture a living backlog of needed repair work, providing much needed data for projecting future work. By the end of December

2025, 33 paper work orders were augmented with 185 real-time work orders capturing not only what work has been completed, with photographed evidence, accurate asset identification and location logging, but also captured a latent backlog of work that has been missing from the initial equation and expanding our understanding of the magnitude of street light issues plaguing our neighborhood. In February 2026 a job completion meeting was hosted and it was identified that only one warranty issue remained to be “cured” prior to work acceptance for this contract amendment. The work was completed within the cure notice timeline and the contract was considered closed on 24 March 2026.

KEY ACHIEVEMENTS

- Increased operational lighting in the French Quarter by 45% between December 2024 and December 2025 (Coincidentally aligned with a proportionate drop in crime rates reported during that period.)
- 1,087 light posts identified by geolocation for GIS-based maintenance and inspection planning purposes
- 1,046 photographs captured for maintenance tracking and record keeping purposes
- 766 individual light poles were serviced:
 - 629 light posts repainted
 - 643 separate repairs conducted on 494 light posts
 - 89 additional lights returned to service post-Superbowl
- Program shift from paper-based method to real-time computer-based system
 - 33 work orders executed in analog format
 - 111 work orders executed via real-time computer-based program

FINANCIAL PERFORMANCE

Total cost of contracted work through ASE was \$1,701,085.48. Total cost of quality assurance services through Nicholson Electric was \$21,040.00. Total cost of project management services provided by Pat Tobler was \$25,000 bringing the entire project to \$1,749,881.96, just \$118.04 shy of the budgeted amount (or within 0.0067% accuracy).

PROGRAM ANALYSIS

The shift from analogue based system to computer-based was monumental. We survived the Superbowl under an analogue system and developed an entirely new approach at street light maintenance and repairs, instituting a third-party quality assurance aspect and shortening the window of execution by months, if not years. We can do better.

FUTURE OUTLOOK/RECOMMENDATIONS

I believe with a dedicated formal program we can actually effect most repairs within hours and shift from a primarily reactive repair program into a proactive maintenance program. With appropriate funding (\$500k the first year, \$400k the second, and \$300k the next) and possible addition of one staff member (\$40k per year, included in the annual program funding total), the FQMD can be situated to execute future year's program management.

CONCLUSION

Combining learned institutional knowledge with existing knowledge base, implementing solid workflow procedures supported by computer-based facility management software and receiving consistent funding, we can effectively "keep the lights on" for years to come.

Sincerely,

Robert Bejarano
Program Manager
French Quarter Management District

STREET LIGHT PROJECT 2025 CLOSEOUT PRESENTATION

KEY ACHIEVEMENTS

- Operational Lighting: Increased by 45% in the French Quarter (Dec 2024 - Dec 2025).
- Asset Mapping: 1,087 light posts geolocated for GIS-based maintenance planning.
- Infrastructure Service: 766 individual poles serviced, including 629 repainted and 643 repairs on 494 posts.
- Modernization: Successfully shifted from analog to a real-time computer-based maintenance management system.

FINANCIAL PERFORMANCE AND FUNDING RECAP

- **Primary Funding Source:** Funding received from the FQEDD (French Quarter Economic Development District)
- **Total Allotment:** \$1,750,000.00
- **Final Expenditure:** \$1,749,881.96 (Contracted work: \$1,701,085.48; Quality Assurance: \$21,040.00; Project Management: \$25,000.00)
- **Budget Accuracy:** Completed within 0.0067% of the proposed budget

FUTURE RECOMMENDATIONS

- Funding Strategy: Recommended \$500k for Year 1, \$400k for Year 2, and \$300k for Year 3.
- Staffing: Addition of one dedicated staff member (\$40k/year) to facilitate in-house program management.

KEY PARTNERS

- **Prime Contractor:** ASE
- **Quality Assurance:** Nicholson's Electric (solicited through IEBU 130)
- **Project Management:** Pat Tobler / The Tobler Company (initial phase)
- **Strategic Support:** GNO Inc. and New Orleans and Company (provided support and facilitated agreement with Tobler)

Glass Half Full Recycling Stats					
Statistics Across All 3 Drop-Off Locations	January	February	March	Monthly Average	Total
Glass (in lbs.)	4,325.00	6,275.00	6,206.30	5,602.10	16,806.30
Plastic (in cubic yards)	7.82	9.63	12.16	9.87	29.61
Metal (in cubic yards)	3.06	3.57	4.83	3.82	11.46
Cardboard (in cubic yards)	21.75	21.50	28.25	23.83	71.50
Aluminum (in cubic yards)	0.94	1.89	1.93	1.59	4.76

Drop- Off Site Breakdown					
	January	February	March	Monthly Average	Total lbs. glass recycled
Cabrini Park	2,000.00	4,250.00	3,743.75	3,331.25	9,993.75
HNOC	725.00	475.00	787.50	662.50	1,987.50
Jazz Museum	1,600.00	1,550.00	1,675.00	1,608.33	4,825.00



Covenant House
New Orleans

**CHNO-FQMD Programmatic Reporting Form
(Monthly)**

Programmatic Month:	March -2026	
Submitted by:	Shantel Maurice	
MONTHLY OUTCOMES		
Outreach & Engagement	Total Youth Interactions (FQ only)	10
	Total Youth Interactions (Citywide)	13
	Repeat Contacts	0
	Care Packages / Hygiene Kits Distributed	4
	Total Youth Referred from Outreach → Emergency Shelter	2
Intake & Emergency Services	Emergency Overnight Stays	16
	Emergency Shelter Intakes	24
Wellness & Support Services	Onsite Medical Visits	24
	Mental Health Visits	53
	Counseling Services Provided	50
	Referrals to Substance Use Services	0
Highlights & Successes	<p>During this reporting period, Outreach and Program Services maintained strong engagement, with 13 youth interactions citywide, including 10 in the French Quarter.</p> <p>Youth accessed a wide range of services, including 53 mental health visits, 50 counseling sessions, and 24 onsite medical visits, reflecting strong support for overall well-being.</p> <p>Emergency services remained a critical resource, with 24 shelter intakes, 16 overnight stays, and 2 successful referrals from outreach to shelter.</p> <p>Basic needs were also supported through the distribution of 4 care packages/hygiene kits.</p> <p>Overall, the data reflects strong engagement and coordinated support across outreach, health, and shelter services.</p>	

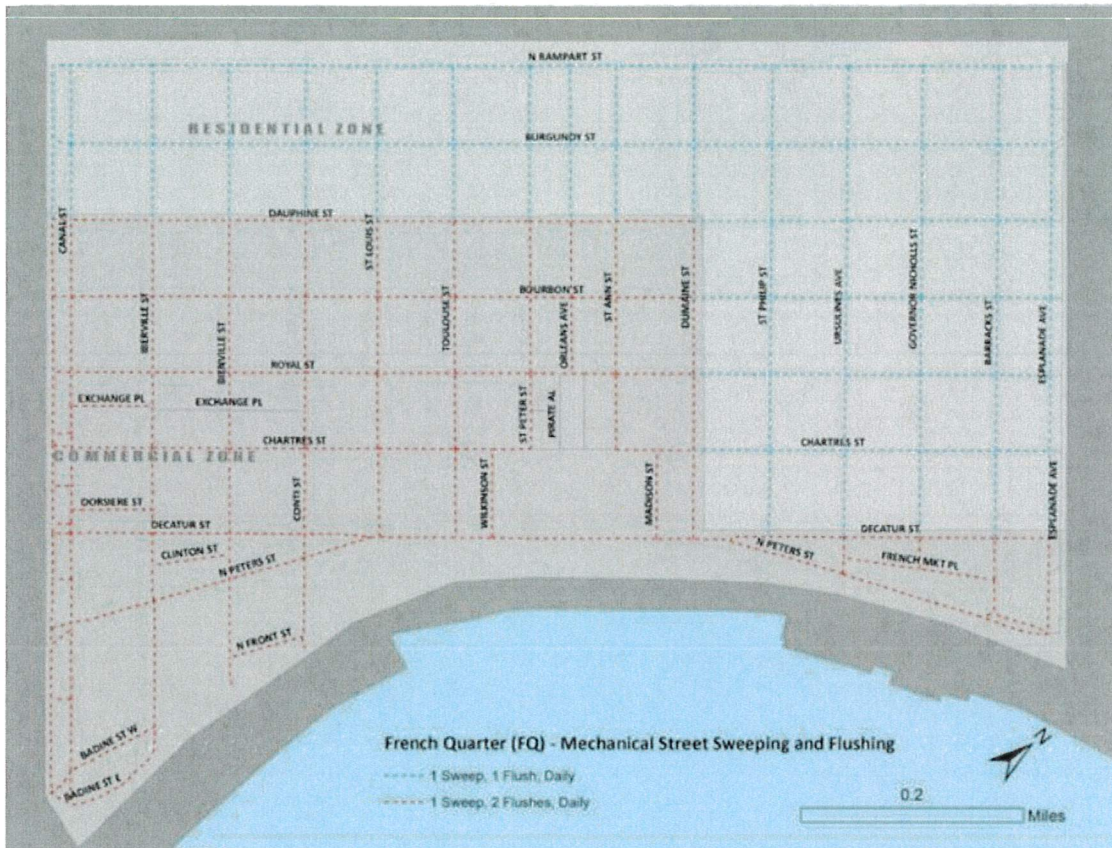


City of New Orleans Monthly Sanitation Report
March 2026- Area 5

Containers/Carts on Hand at Month End – Inventory to be Delivered	100
311 Service Requests Received	29
311 Service Requests – Closed/Resolved	29
311 Service Requests – Pending	0
Average Days to Close/Resolve	2.76
311 Service Requests – Dead Animal Pickup	0
311 Service Requests – Start Trash Service	0
Summary of Pressure Washing Services	See Attached Sheet
Summary of Detailed Surface Cleaning Services	See Attached Sheet
Summary of Mechanical Street Sweeping and Flushing Services	See Attached Sheet
Summary of Graffiti and Sticker removal	See Attached Sheet
Summary of Special Event services	See Attached Sheet



French Quarter - Residential and French Quarter - Commercial Mechanical Street Sweeping and Flushing Services Map



1 Sweeper and 1 Flush Daily - N Rampart & Burgundy On both sides of Canal St to Esplanade Ave, Bourbon St, Royal St & Chartres St from Dumaine to Esplanade Ave and St Peters, Ursulines, Gov Nichols, Barracks and Esplanade from Decatur to N Rampart.

1 Sweeper & 2 Flushes Daily - Badine, N Front St, N Peters, Clinton St, Decatur St, N Peters St, French Market Place, Dorshiere St, Chartres St, Royal St and Bourbon St from Canal to Dumaine, Exchange Pl, Bourbon St from Canal to, St Peter & St Ann from Decatur to Chartres and Pirates Alley & Pere Antone from Chartres to Royal St., Orleans from Royal to Dauphine.



March 2026

French Quarter 3x per Week						
Sunday	Monday	Tuesday	Wednesday	Thursday	Friday	Saturday
1	2 French Quarter Res & Comm Pressure Washing Services 3x a week in service areas 1 thru 15	3	4 French Quarter Res & Comm Pressure Washing Services 3x a week in service areas 1 thru 15	5	6 French Quarter Res & Comm Pressure Washing Services 3x a week in service areas 1 thru 15	7
8	9 French Quarter Res & Comm Pressure Washing Services 3x a week in service areas 1 thru 15	10	11 French Quarter Res & Comm Pressure Washing Services 3x a week in service areas 1 thru 15	12	13 French Quarter Res & Comm Pressure Washing Services 3x a week in service areas 1 thru 15	14
15	16 French Quarter Res & Comm Pressure Washing Services 3x a week in service areas 1 thru 15	17	18 French Quarter Res & Comm Pressure Washing Services 3x a week in service areas 1 thru 15	19	20 French Quarter Res & Comm Pressure Washing Services 3x a week in service areas 1 thru 15	21
22	23 French Quarter Res & Comm Pressure Washing Services 3x a week in service areas 1 thru 15	24	25 French Quarter Res & Comm Pressure Washing Services 3x a week in service areas 1 thru 15	26	27 French Quarter Res & Comm Pressure Washing Services 3x a week in service areas 1 thru 15	28
29	30 French Quarter Res & Comm Pressure Washing Services 3x a week in service areas 1 thru 15	31	1 French Quarter Res & Comm Pressure Washing Services 3x a week in service areas 1 thru 15	2	3 French Quarter Res & Comm Pressure Washing Services 3x a week in service areas 1 thru 15	4

Streets Pressure Washed

1.	Badine
2.	N Front St
3.	Dauphine
4.	Iberville
5.	Bienville
6.	Conti St
7.	St Louis
8.	Toulouse
9.	St Peters
10.	St Ann
11.	Dumaine
12.	Orleans St
13.	Wilsonson
14.	Madison St
15.	Esplanade Ave

Boundaries

Canal to Iberville
Bienville to Conti
Canal to Dumaine
E Badine to Dauphine
Miss River I-Wall to Dauphine
Miss River I-Wall to Dauphine
Decatur to Dauphine
Decatur to Dauphine
Chartres to Dauphine
Chartres to Dauphine
Decatur to Dauphine
Royal to Dauphine
Decatur to Chartres
Decatur to Chartres
N Peters to Decatur

Frequency

Pressure Washing Services 3x/ Week

Additional Work:
ALL Streets are Surface Cleaned
Throughout the ENTIRE French
Quarter Monthly



Sunday	Monday	Tuesday	Wednesday	Thursday	Friday	Saturday
1	2 French Quarter Res & Comm Monthly Pressure Washing Services in Service areas 21, 22, & 23	3 French Quarter Res & Comm Monthly Pressure Washing Services in Service areas 12, 20, 21, & 22	4	5 French Quarter Res & Comm Monthly Pressure Washing Services in Service areas 17, 18, & 19	6	7
8	9 French Quarter Res & Comm Monthly Pressure Washing Services in Service area 6	10 French Quarter Res & Comm Monthly Pressure Washing Services in Service area 6	11	12 French Quarter Res & Comm Monthly Pressure Washing Services in Service area 7	13 French Quarter Res & Comm Monthly Pressure Washing Services in Service area 7	14
15	16 French Quarter Res & Comm Monthly Sidewalk Surface Cleaning in Service areas 1, 2, & 3	17 French Quarter Res & Comm Monthly Pressure Washing Services in Service area 13	18	19 French Quarter Res & Comm Monthly Pressure Washing Services in Service area 11	20 French Quarter Res & Comm Monthly Sidewalk Surface Cleaning in Service areas 4 & 5	21
22	23 French Quarter Res & Comm Monthly Pressure Washing Services in Service areas 14 & 15	24 French Quarter Res & Comm Monthly Pressure Washing Services in Service area 8	25	26 French Quarter Res & Comm Monthly Pressure Washing Services in Service area 16	27 French Quarter Res & Comm Monthly Pressure Washing Services in Service areas 9 & 10	28
29	30 French Quarter Res & Comm	31 French Quarter Res & Comm	1	2	3	4

Streets Pressure Washed

1.	Bourbon
2.	Royal
3.	Chartres
4.	Decatur
5.	N Peters
6.	Rampart
7.	Burgundy
8.	Dauphine
9.	Bourbon
10.	Royal
11.	Chartres
12.	St Phillip
13.	Ursuline
14.	Gov Nicols
15.	Barracks
16.	Esplanade
17.	Iberville
18.	Bienville
19.	Conti
20.	Toulouse
21.	Orleans
22.	St Louis
23.	St Anne

Boundaries

Canal to Dumaine
Canal to Dumaine
Canal to Dumaine
Canal to Esplanade
Canal to Decatur
Canal to Esplanade
Canal to Esplanade
Dumaine to Esplanade
Dumaine to Esplanade
Dumaine to Esplanade
Dumaine to Esplanade
Dumaine to Esplanade
Decatur to N Rampart
Decatur to N Rampart
Decatur to N Rampart
Decatur to N Rampart
Decatur to N Rampart
N Rampart to Dauphine
N Rampart to Dauphine
N Rampart to Dauphine
N Rampart to Dauphine
N Rampart to Dauphine
N Rampart to Dauphine
N Rampart to Dauphine

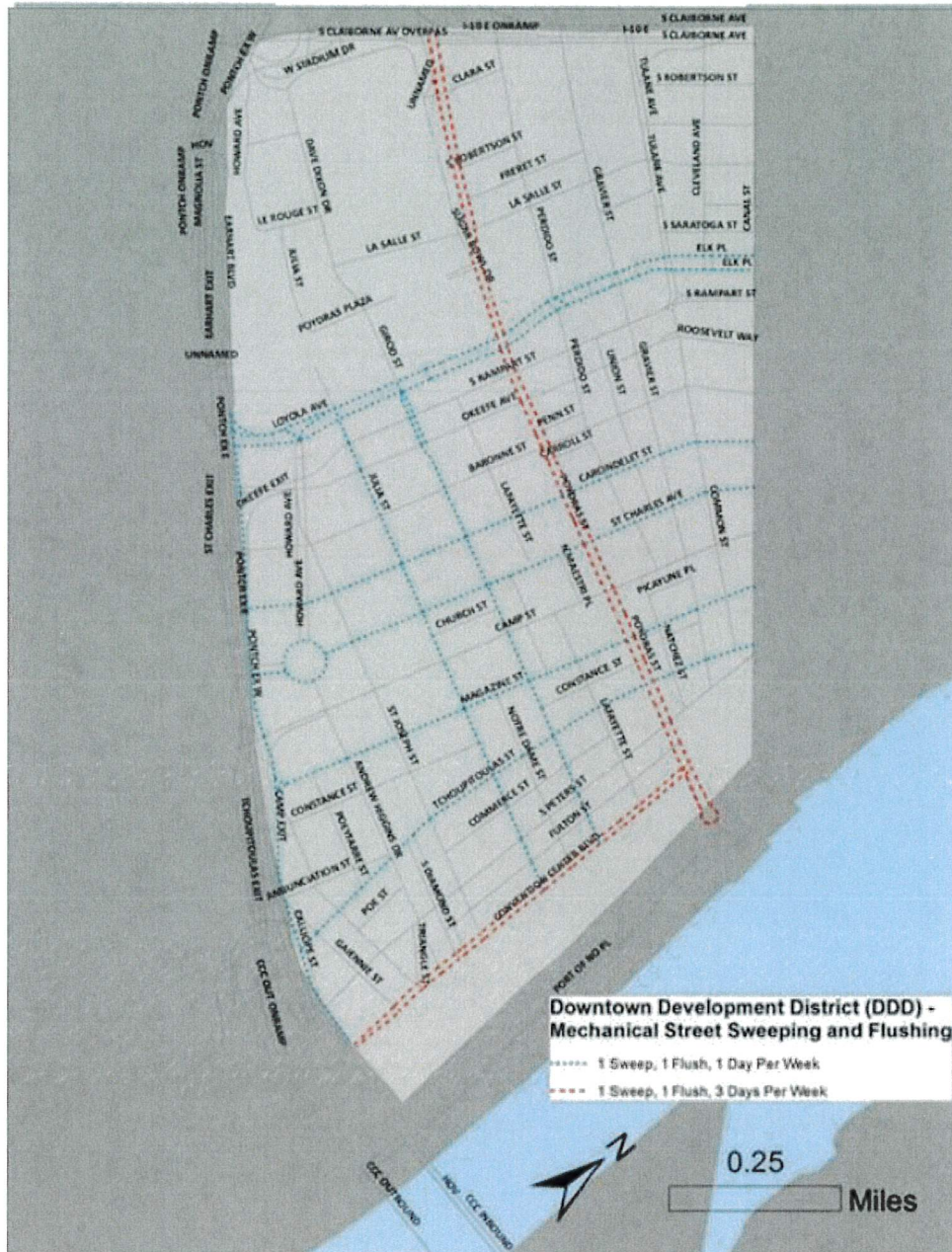
Frequency

Monthly Sidewalk Surface Cleaning
Monthly Pressure Washing Services

Additional Work:
ALL Streets are Surface Cleaned
Throughout the ENTIRE French
Quarter Monthly



Downtown Development District Mechanical Street Sweeping and Flushing Services Map



1 Sweep & 1 Flush 1x per Week - Tchoupitoulas, Magazine St, St Charles, Carondelet, Elk & Loyola from Canal to Calliope, Calliope, Camp, Julia St & Girod from Convention Center Blvd to Loyola.

1 Sweep & 1 Flush 3x per Week- Convention Center & Poydras from Convention to Claiborne



March 2026

Downtown Development District	Sunday	Monday	Tuesday	Wednesday	Thursday	Friday	Saturday
1	DDD Mechanical Sweep and Flush in Service Areas 5, 6, & 7	2 DDD Mechanical Sweep and Flush in Service Areas 10 & 11	3 DDD Mechanical Sweep and Flush in Service Areas 3 & 4	4 DDD Mechanical Sweep and Flush in Service Areas 10 & 11	5 DDD Mechanical Sweep and Flush in Service Areas 1 & 2	6 DDD Mechanical Sweep and Flush in Service Areas 10 & 11	7 DDD Mechanical Sweep and Flush in Service Areas 8 & 9
8	DDD Mechanical Sweep and Flush in Service Areas 5, 6, & 7	9 DDD Mechanical Sweep and Flush in Service Areas 10 & 11	10 DDD Mechanical Sweep and Flush in Service Areas 3 & 4	11 DDD Mechanical Sweep and Flush in Service Areas 10 & 11	12 DDD Mechanical Sweep and Flush in Service Areas 1 & 2	13 DDD Mechanical Sweep and Flush in Service Areas 10 & 11	14 DDD Mechanical Sweep and Flush in Service Areas 8 & 9
15	DDD Mechanical Sweep and Flush in Service Areas 5, 6, & 7	16 DDD Mechanical Sweep and Flush in Service Areas 10 & 11	17 DDD Mechanical Sweep and Flush in Service Areas 3 & 4	18 DDD Mechanical Sweep and Flush in Service Areas 10 & 11	19 DDD Mechanical Sweep and Flush in Service Areas 1 & 2	20 DDD Mechanical Sweep and Flush in Service Areas 10 & 11	21 DDD Mechanical Sweep and Flush in Service Areas 8 & 9
22	DDD Mechanical Sweep and Flush in Service Areas 5, 6, & 7	23 DDD Mechanical Sweep and Flush in Service Areas 10 & 11	24 DDD Mechanical Sweep and Flush in Service Areas 3 & 4	25 DDD Mechanical Sweep and Flush in Service Areas 10 & 11	26 DDD Mechanical Sweep and Flush in Service Areas 1 & 2	27 DDD Mechanical Sweep and Flush in Service Areas 10 & 11	28 DDD Mechanical Sweep and Flush in Service Areas 8 & 9
29	DDD Mechanical Sweep and Flush in Service Areas 5, 6, & 7	30 DDD Mechanical Sweep and Flush in Service Areas 10 & 11	31 DDD Mechanical Sweep and Flush in Service Areas 3 & 4				

Streets Pressure Washed

1.	Tchoupitoulas
2.	Magazine
3.	St Charles
4.	Cardondelet
5.	Elk
6.	Loyola
7.	Calliope
8.	Julia St
9.	Girod
10.	Convention Center Blvd
11.	Poydras

Boundaries

Canal to Calliope
Canal to Calliope
Canal to Calliope
Canal to Calliope
Canal to Calliope
Canal to Calliope
Convention Center Blvd to Loyola
Convention Center Blvd to Loyola
Convention Center Blvd to Loyola
Calliope to Poydras
Convention to Claiborne

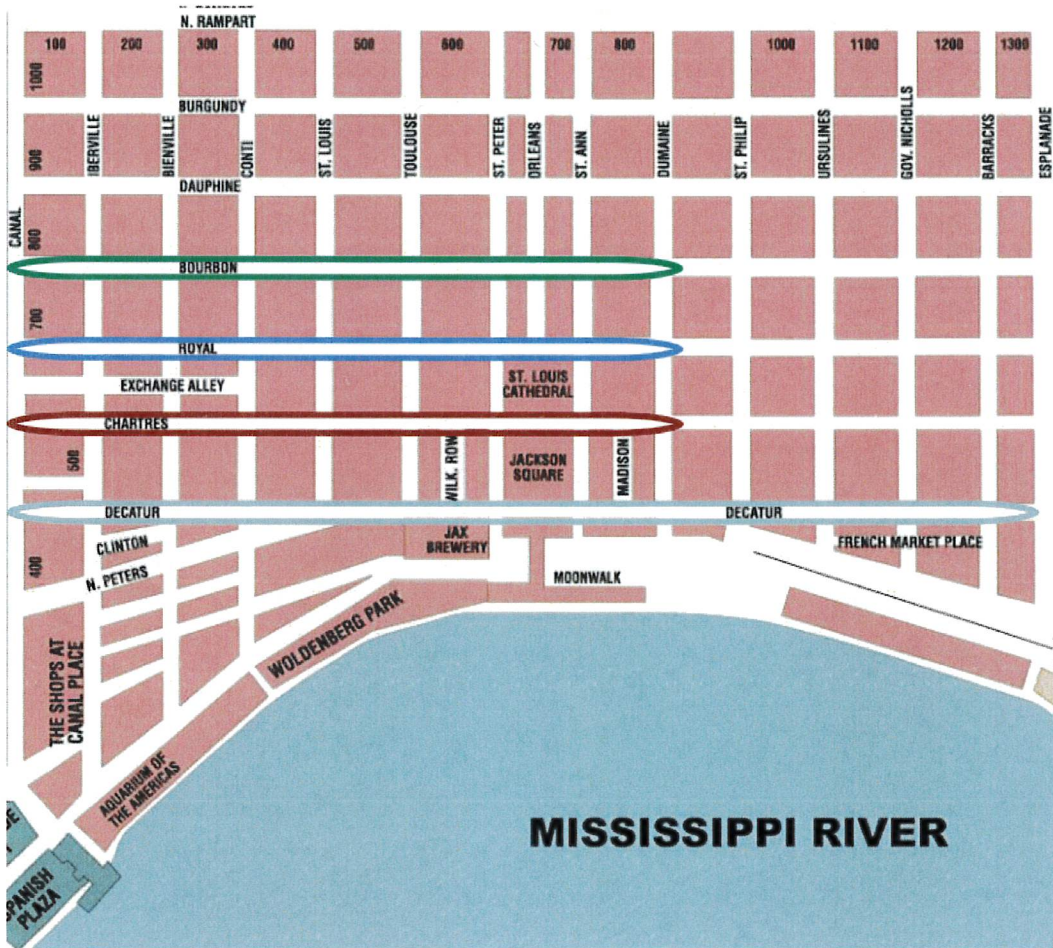
Frequency

Pressure Washing Services 3x/ Week

Additional Work:
ALL Streets are Surface Cleaned
Throughout the ENTIRE French
Quarter Monthly



Surface Cleaning of Sidewalks



Monthly

Bourbon from Canal to Dumaine

Royal from Canal to Dumaine

Chartres from Canal to Dumaine

Decatur from Canal to Esplanade

N. Peters from Canal to Decatur

Additional Work NOT Included in Contract:

ALL Streets are Surface Cleaned Throughout the ENTIRE French Quarter

Monthly 2 Additional Machines NOT Included in the Contract

Graffiti/ Sticker Removal

March 2026



Sunday	Monday	Tuesday	Wednesday	Thursday	Friday	Saturday
1 Graffiti Removal 400 Block of Esplanade Ave 500 Block of Esplanade Ave 600 Block of Esplanade Ave 700 Block of Esplanade Ave 800 Block of Esplanade Ave 900 Block of Esplanade Ave 1000 Block of Esplanade Ave	2 Graffiti Removal 500 Block of Conti St 600 Block of Conti St 700 Block of Conti St 800 Block of Conti St 900 Block of Conti St 1000 Block of Conti St	3 Graffiti Removal 500 Block of Conti St 600 Block of Conti St 700 Block of Conti St 500 Block of Iberville St 600 Block of Iberville St 700 Block of Iberville St 800 Block of Iberville St 900 Block of Iberville St 1000 Block of Iberville St	4 Graffiti Removal 500 Block of St Louis St 600 Block of St Louis St 700 Block of St Louis St 800 Block of St Louis St 900 Block of St Louis St 1000 Block of St Louis St	5 Graffiti Removal 600 Block of St Peter St 700 Block of St Peter St 800 Block of St Peter St 900 Block of St Peter St 700 Block of Orleans St 800 Block of Orleans St 900 Block of Orleans St 1000 Block of Orleans St	6 Graffiti Removal 600 Block of St Ann St 700 Block of St Ann St 800 Block of St Ann St 900 Block of St Ann St 1000 Block of St Ann St 500 Block of Dumaine St 600 Block of Dumaine St 700 Block of Dumaine St 800 Block of Dumaine St 900 Block of Dumaine St 1000 Block of Dumaine St	7 Graffiti Removal 500 Block of St Phillip St 600 Block of St Phillip St 700 Block of St Phillip St 800 Block of St Phillip St 900 Block of St Phillip St 1000 Block of St Phillip St 500 Block of Ursuline St 600 Block of Ursuline St 700 Block of Ursuline St 800 Block of Ursuline St
8 Graffiti Removal 400 Block of Gov Nicholls St 500 Block of Gov Nicholls St 600 Block of Gov Nicholls St 700 Block of Gov Nicholls St 800 Block of Gov Nicholls St 900 Block of Gov Nicholls St 1000 Block of Gov Nicholls St 400-1000 Block of Barrack St	9 Graffiti Removal 100 Block of Burgundy St 200 Block of Burgundy St 300 Block of Burgundy St 400 Block of Burgundy St 500 Block of Burgundy St 600 Block of Burgundy St 700 Block of Burgundy St 400-1000 Block of Esplanade	10 Graffiti Removal 800 Block of Burgundy St 900 Block of Burgundy St 1000 Block of Burgundy St 1100 Block of Burgundy St 1200 Block of Burgundy St 1300 Block of Burgundy St 800-900 Block of Dauphine St 1000 Block of Dauphine St 1100 Block of Dauphine St 1200 Block of Dauphine St	11 Graffiti Removal 100-700 Block of Rampart 100 Block of Dauphine St 200 Block of Dauphine St 300 Block of Dauphine St 400 Block of Dauphine St 500 Block of Dauphine St 600 Block of Dauphine St 700 Block of Dauphine St	12 Graffiti Removal 100 Block of Bourbon St 200-300-400 of Bourbon 500 Block of Bourbon St 800 Block of N Rampart St 900 Block of N Rampart St 1000 Block of N Rampart St 1100 Block of N Rampart St 1200 Block of N Rampart St 1300 Block of N Rampart St	13 Graffiti Removal 100 Block of Royal St 200 Block of Royal St 300 Block of Royal St 400 Block of Royal St 500 Block of Royal St 600-900 Block of Royal St 1000 Block of Royal St 1100 Block of Royal St 1200 Block of Royal St 1300 Block of Royal St	14 Graffiti Removal 100 Block of Chartres St 200 Block of Chartres St 300 Block of Chartres St 400 Block of Chartres St 500-900 Block of Chartres St 1000 Block of Chartres St 1100 Block of Chartres St 1200 Block of Chartres St 1300 Block of Chartres St
15 Graffiti Removal 100 Block of Barracks St 200 Block of Barracks St 300 Block of Barracks St 400 Block of Barracks St 500 Block of Barracks St 600 Block of Barracks St 100 Block of Gov Nicholls St -200-300-400 of Gov Nicholls St 500 Block of Gov Nicholls St	16 Graffiti Removal 100 Block of Decatur St 200 Block of Decatur St 300 Block of Decatur St 400 Block of Decatur St 500-900 Block of Decatur St 1000 Block of Decatur St 1100 Block of Decatur St 1200 Block of Decatur St 1300 Block of Decatur St	17 Graffiti Removal 100 Block of N Peters St 200 300 400 N Peters St 500 Block of N Peters St 400 Block of Iberville St 500 Block of Iberville St 600 Block of Iberville St 700 Block of Iberville St 800 Block of Iberville St 900 Block of Iberville St 1000 Block of Iberville St	18 Graffiti Removal 400 Block of Bienville St 500 Block of Bienville St 600 Block of Bienville St 700 Block of Bienville St 800 Block of Bienville St 900 Block of Bienville St 1000 Block of Bienville St 700-800-900 of Conti St 1000 Block of Conti St	19 Graffiti Removal 500 Block of Conti St 600 Block of Conti St 500 Block of St Louis St 600 Block of St Louis St 700 Block of St Louis St 800 Block of St Louis St 900 Block of St Louis St 1000 Block of St Louis St 800- 900 of Toulouse St 1000 Block of Toulouse St	20 Graffiti Removal 700 Block of Orleans St 800 Block of Orleans St 900 Block of Orleans St 1000 Block of Orleans St 600 Block of St Peter St 700 Block of St Peter St 800 Block of St Peter St 900 Block of St Peter St 1000 Block of St Peter St 700 Block of Toulouse	21 Graffiti Removal 600 Block of Bourbon St 700 Block of Bourbon St 800 Block of Bourbon St 900 Block of Bourbon St 1000 Block of Bourbon St 1100 Block of Bourbon St 1200 Block of Bourbon St 1300 Block of Bourbon St 700-800-900 of St Ann St
22 Graffiti Removal 600 Block of St Ann St 500 Block of Mladison St 500 Block of Dumaine St 600 Block of Dumaine St 700 Block of Dumaine St 800 Block of Dumaine St 900 Block of Dumaine St 1000 Block of Dumaine St 1000 of St Phillip St	23 Graffiti Removal 400 Block of Ursuline St 500 Block of Ursuline St 600 Block of Ursuline St 700 Block of Ursuline St 800 Block of Ursuline St 900 Block of Ursuline St 1000 Block of Ursuline St 500 Block of St Phillip St 600 Block of St Phillip St 700 Block of St Phillip St	24 Graffiti Removal 400 Block of Gov Nicholls St 500 Block of Gov Nicholls St 600 Block of Gov Nicholls St 700 Block of Gov Nicholls St 800 Block of Gov Nicholls St 100 Block of Barracks St 200-300-400-500 - 600 Block of Barracks St	25 Graffiti Removal French Market 400 Block of Esplanade Ave 500 Block of Esplanade Ave 600 Block of Esplanade Ave 700 Block of Esplanade Ave 800 Block of Esplanade Ave 900 Block of Esplanade Ave 1000 Block of Esplanade Ave 1000 Block of Decatur St 1200 Block of Decatur St	26 Graffiti Removal 900 Block of Decatur 700 Block of Decatur 600 Block of Decatur 800 Block of Decatur 200 Block of Decatur 100 Block of Decatur 100 Block of N. Peters 200 300 Block of N. Peters	27 Graffiti Removal 100 Block of Chartres St 200 Block of Chartres St 300 Block of Chartres St 400 Block of Chartres St 500-900 Block of Chartres St 1000 Block of Chartres St 1100 Block of Chartres St 1200 Block of Chartres St 1300 Block of Chartres St	28 Graffiti Removal 100 Block of Royal St 200 Block of Royal St 300 Block of Royal St 400 Block of Royal St 500 Block of Royal St 600-900 Block of Royal St 1000 Block of Royal St 1100 Block of Royal St 1200 Block of Royal St 1300 Block of Royal St

Special
Events

March 2026



Sunday	Monday	Tuesday	Wednesday	Thursday	Friday	Saturday
1	2	3	4	5	6	7
8	9	10	11	12	13	14
15	16	17 St. Patricks Day <u>French Quarter- Res & Comm</u> 1 Supplemental crew provided	18	19 St. Joseph's Day <u>French Quarter- Res & Comm</u> 1 Supplemental crew provided	20	21
22	23	24	25	26	27	28
29	30	31	1	2	3	4
5	6	<hr/> <hr/> <hr/> <hr/> <hr/> <hr/> <hr/> <hr/>				

Date

Equipment
