

SECURITY & ENFORCEMENT COMMITTEE

Meeting Notes

Monday, 13 April 2026, 11:00 AM

Bienville House, 320 Decatur Street, New Orleans, LA 70130

1. Call to Order, Roll Call and Welcome Guests

The meeting was called to order at 11:02 AM and the agenda was read into the record.

COMMITTEE MEMBERS						
First Name	Last Name	Present	Absent	Approve previous meeting notes	Approve the updated unhoused services proposal	Approve the 2026 Security & Enforcement Committee Work Plan as presented
Joshua	Grippe	X		Yes	Yes	Yes
Frances	Hegenberger	X		Yes	Yes	Yes
Jessica	Dietz	X		Yes	Yes	Yes
Glade	Bilby	X		Yes	Yes	Yes
Jane	Cooper	X		Yes	Yes	Yes
Steve	Caputo		X	-	-	-
Christian	Pendleton	X		Yes	Yes	Yes
Maddie	Charleston		X	-	-	-
Alex	Fein		X	-	-	-

INTRODUCTION OF ATTENDEES:

GUESTS		
First	Last	Role
Michelle	Courseault	FQMD Executive Director
Shelby	Ursu	FQMD Coordinator
Sgt. John	Castelin	SPPP
Cpt. Sam	Palumbo	NOPD 8 th District
Matt	Pincus	UQP
Christine	Bondio	FQMD Board Chair
Bob	Simms	SDT Productions
Taylor	Diles	OHSS
Sayde	Finkel	City of New Orleans
KC	Guidry	FMC
Danovan	Bettis	MACCNO
Rodney	Hyatt	LSP
Monty	Montelongo	LSP
Mindy	Jadowski	LSP
Danny	Berrinelta	LSP
Halie	Feinman	Tulane

2. Public Comment

No written public comment was received. Verbal public comments will be detailed within the meeting notes, coinciding with their correlated agenda item.

3. Motion – Consider a motion to approve the previous meeting notes

Glade Bilby made a motion to approve the previous meeting notes. Frances Hegenberger seconded the motion, and it was approved.

4. Security & Enforcement Committee Impact Report*

- a. French Quarter Patrol KPIs Reports – *See attached reports.*
 - i. LA State Police (Captain Rodney Hyatt)

Commander Rodney Hyatt reported that the Troop NOLA detail, launched January 27th, started slowly with 88 hours logged from January through March, but noted that the hours for April have exponentially increased. He added that the State Troopers are working closely with the National Guard and the NOPD, noting that the National Guard members are funded through September,

with possible long-term expansion under discussion. Commander Hyatt stated that the National Guard members assist citywide patrols, focusing on violent crime, homelessness outreach, and shoplifting, contributing to improved coordination and enforcement across all law enforcement agencies.

ii. Upper Quarter Patrol, Transport Unit (Deputy Constable Matt Pincus)

Deputy Constable Matt Pincus reviewed the Upper Quarter Patrol (UQP) monthly report with the Committee. Vice-Chair Jessica Dietz asked if the UQP Bourbon Promenade officers have been continuing to do sweeps along Bourbon Street. Mr. Pincus replied yes, stating that he is hoping to make the sweeps a mandatory part of the UQP Bourbon Promenade duties. He reported that there has been feedback from the Fire Department regarding vehicles illegally blocking fire hydrants and street corners, adding that he is going to have an officer in a marked vehicle parked at a specified location on Saturdays, Sundays, and possibly Fridays, to address this concern.

iii. Supplemental Police Patrol Program (Sgt. John Castelin)

Sgt. John Castelin reviewed the Supplemental Police Patrol Program (SPPP) monthly report with the group, noting that enforcement on party buses has ramped up. Commander Hyatt added that the State Police have been asked to help enforcement for the party buses as well, noting that this could help curb the issue through steeper fines.

5. Discussions

a. Unhoused Strategic Alternative Proposal*

See attached document. Resident Bob Simms made a public comment, stating that House Bill 211, which is currently moving through legislative session, prohibits unhoused encampments and gives the NOPD authority to move unhoused individuals. He stated that he is concerned of where these individuals will go once being moved, pointing out that there are not enough shelter beds citywide.

The Committee recapped that last year it recommended two new approaches to unhoused services: investing in Low Barrier Shelter beds for French Quarter individuals and supporting the Mobile Crisis Unit. Committee Chair Christian Pendleton noted that the Livability Committee also pushed for funding a Law Enforcement Assisted Diversion case manager to work alongside law enforcement and homeless service providers. He reported that the FQMD Board Chair, Christine Bondio, and the Executive Director, Michelle Courseault, have been meeting regularly with Dr. Jennifer Avegno of the City's Health Department to discuss these initiatives, adding that Taylor Diles has taken over as head of the City's Office of Homeless Services and Strategy, replacing Nate Fields.

Mr. Diles introduced himself to the Committee and outlined the new unhoused services proposal, which aims to continue the "Home for Good" program launched in summer 2025 and stays within the previously approved budget. He stated that the plan would fund three outreach workers providing extensive weekly street coverage, each paired with a dedicated SPPP officer. Outreach workers would offer shelter placements, while officers would enforce movement if services are declined. The approach focuses on reducing the visible footprint of homelessness in the French Quarter and shifts funding to facilitating Low Barrier Shelter exits. The proposal guarantees 27 shelter transports as a baseline, with the potential for more exits, and is intended as a pilot that could scale citywide by 2027. Committee members expressed appreciation for the effort but also voiced frustration over years of significant spending with limited results. Concerns were raised about whether the administration would take a firm public stance against street sleeping in the French Quarter and whether the City attorney would prosecute related violations. Mr. Diles noted ongoing discussions but no firm confirmation at this point in time. He highlighted that the proposed model differs from past efforts, citing improved engagement outcomes during the 2025 Home for Good pilot, where outreach interactions initially peaked at around 60 per day before declining significantly after sustained enforcement. He emphasized that some individuals, particularly transient populations, are unlikely to accept shelter and will require alternative strategies.

Mr. Diles clarified that shelter exits refer to transitions into housing and noted that there are already 27 self-sustaining individuals currently in the Low Barrier Shelter who are close to being ready for this exit process. Regarding program implementation, Mr.

Diles explained that contracting and hiring are currently affected by the City's hiring freeze but expects progress by late July, with hopes of starting sooner. He stressed the importance of demonstrating success quickly to build support for expanding the model citywide. **Joshua Grippo made a motion to recommend to the Board of Commissioners approval of the City's alternative Unhoused Services Proposal. Ms. Hegenberger seconded the motion, and it was approved.**

6. Updates

a. Task Force App

A public comment was made by Mr. Simms regarding the new Task Force app. He reported that as of last Wednesday at 11 AM, the new app has been rolled out in the French Quarter, while the old system remains active as some users have not yet transitioned to the upgraded version. Mr. Simms noted that NOPD officers are currently split between the two systems as well, though usage is steadily shifting to the new app, with 67 calls compared to 34 on the old system since the launch, and none reported on the old system as of this morning. He stated that the new app includes expanded reporting options, such as quality-of-life enforcement. Mr. Simms added that 30 officers have been trained on the new app so far, and overall feedback from officers has been very positive.

b. 2026 Committee Work Plan – Finalized Key Performance Indices

See attached document. Mr. Pendleton reviewed the 2026 Committee Work Plan draft with group, noting the newly incorporated key performance indices for unhoused services.

7. Motions –

- a. Consider a motion to recommend to the Board of Commissioners approval of the Security & Enforcement Committee 2026 Work Plan, as presented.

Mr. G. Bilby made a motion to recommend to the Board of Commissioners approval of the Security & Enforcement Committee 2026 Work Plan as presented. Ms. Hegenberger seconded the motion, and it was approved.

8. New Business– To consider and take action upon any other matters that may properly come before the French Quarter Management District Security and Enforcement Committee

Mr. G. Bilby presented an image of individuals lying on the ground in Jackson Square, stating that this is not good for tourists, residents, or businesses. He recommended putting together a group of volunteers to clean up Jackson Square. Mr. Pendleton recommended that Mr. G. Bilby reach out to Ethan Ellestad of the Music and Culture Coalition of New Orleans. Committee Vic-Chair Jessica Dietz suggested also reaching out to Officer Brumfield, who has had experience patrolling Jackson Square in the past.

9. Adjournment

Mr. G. Bilby made a motion to adjourn. Mr. Grippo seconded the motion, and the meeting adjourned at 12:00 PM.

Next Scheduled Committee Meeting Date: Monday, May 11th, 2026, 11 AM

FQ Security & Enforcement Impact Report



The Security & Enforcement Committee is a public-facing body that provides strategic oversight of FQMD public safety initiatives in the French Quarter — including supplemental patrols, enforcement coordination, and policies that support a safe and orderly environment for residents, businesses, and visitors.



These report reflect figures February 1- February 28, 20206

Notable Highlights

**Citizen & Business
Contacts**

**Persons Crimes
Solve Rate**

**Property Crimes
Solve Rate**

Total Calls

4,534

39%


6%

3,678

Public Safety Stats

- Citizen Contacts: 3,456
- Business Checks: 1,078
- Arrests: 32
- Traffic Violations: 123
- Parking Violations: 45
- Subjects Moved: 1,760
- Vehicles Towed: 1
- Arrest Unit Transports: 2
- Avg. Response Time: 1.5 minutes
- App Calls: 364
- App Response Time: 6 minutes
- Wanted Felons Apprehensions: 2

Data from full reports provided by SPPP, Public Safety Services Corp., LA State Police



Approve **X Provide Feedback** Receive & File

Purpose

**Consideration of a City Alternative
Strategic Proposal for “Unhoused Support”
for the French Quarter.**

Background:

- Original 2026 Approval of \$310k for Unhoused Support, approved as follows:
 - Mobile Crisis Unit, 3rd Shift (\$120k)
 - Low Barrier Shelter Beds (\$132k)
 - Law Enforcement Assisted Diversion (LEAD) Manager (\$58k)
- Timeline–
 - December 2025 FQMD Board Approval
 - Jan 2026 KPIs drafted with vendors; Mtgs with City re: contract creation
 - Feb 2026 City meets with FQMD Board Chair & Vice Chair to present Strategic Alternative Proposal; FQMD leadership – decline
 - March 2026 – City revises, presents *Revised* Strategic Alternative Proposal; multiple meetings with FQMD Leadership, ED to review, negotiate parameters.
 - April 2026 Committee & Board presentation, review & consideration.

City Proposed Strategic Alternative, \$308k:

- Office of Homeless Services Outreach Team (\$141k)
- Dedicated FQ Patrols (already exist, no new expense, only training)
- Shelter Beds + Shelter Exits Support (\$166k)

Oversight, KPI's & Safeguards:

- Key Performance Indices (KPIs)– Reported by Office of Homeless Services & NOPD to FQMD (attached)
- Contracts to be operated under Office of Health & Human Services

Fiscal Impact:

- Within original FQEDD 2026 Budget approval for “Unhoused Support”
- Aligned with FQ EDD sales tax intended purpose

Subject Matter Experts:

Dr Jennifer Avegno, Captain Sam Palumbo, Taylor Diles

Reference Materials: OHSS Proposal (attached)

Approve **X Provide Feedback** Receive & File

Purpose

**Consideration of a City Alternative
Strategic Proposal for “Unhoused Support”
for the French Quarter.**

• **Key Performance Indices**

■ 1. Engagements –

Description: during their shift,

- How many times did the team stop to engage someone who was sleeping in the French Quarter? This is inclusive of repeat stops (e.g., stopping to speak to the someone who relocated elsewhere in the French Quarter).
- Teams will record this data daily, and OHSS will provide FQMD with a compiled weekly report.
- *Engagement Goal: 50% decrease* (from peak weekly average engagements by the end of December 2026).

■ 2. Engagement Outcomes –

Description: When team stopped to engage someone, what was the result?

- # who left area
- # transported to shelter
- # given citation.
- Teams will record this data daily, and OHSS will provide FQMD with a compiled weekly report.
- Outcome Goal: 27 transports to shelter by the end of December 2026.

■ 3. Shelter exits –

- # people have exited shelter and entered housing?
- OHSS and LBS leadership will track this data and report to FQMD monthly.
- Exit Goal: 27 shelter exits by the end of December 2026.



OFFICE OF HOMELESS SERVICES AND STRATEGIES

CITY OF NEW ORLEANS

HELENA MORENO
MAYOR

TAYLOR DILES
DIRECTOR

4/1/2026

TO: Michelle Courseault, Executive Director, FQMD
FROM: Taylor Diles, Director, New Orleans Office of Homeless Services & Strategies (OHSS)
RE: French Quarter Closure Maintenance

Background

In the summer of 2025, OHSS piloted a process for enforcing no sleeping in the French Quarter. Collaboration between OHSS staff, NOPD, the supplemental NOPD French Quarter patrol, the French Market Corporation (FMC), the Downtown Development District (DDD), Audubon Nature Institute, and the Low Barrier Shelter (LBS) allowed for consistent engagement of those sleeping in the Quarter to offer available shelter beds with a potential for a rapid shelter exit. Despite initial success in maintaining the French Quarter with supportive shelter exits, available resources dwindled and the conditions in the Quarter have largely returned to status quo.

Need

The French Quarter Management District, along with NOPD leadership, and OHSS identified the following needs to fill gaps in the program model:

- Dedicated outreach staff with detailed knowledge of available resources for unhoused residents
- Regular, consistent options for transportation to shelter
- Available beds at LBS to offer to clients
- Dedicated security staff to maintain consistency in enforcement and provide coverage during special events

Proposal

Staffing

To pilot an improved closure maintenance process, FQMD will fund three dedicated, interdisciplinary teams of one outreach staff and one security staff to patrol the Quarter 16 hours a day, 7 days a week (22 hours of coverage on Saturdays). OHSS would be responsible for hiring appropriate outreach staff, training all team members, and providing project management support. Based on project results, the number of teams, necessary team members, and assigned shifts may be adjusted (as funding allows). Below is an example schedule the three teams could utilize, providing the most coverage on Saturdays.

	Sunday	Monday	Tuesday	Wednesday	Thursday	Friday	Saturday
4:00am - 12:00pm	Team 1	Team 1	Team 3	Team 3	Team 1	Team 1	Team 1
11:00am - 7:00pm	-	-	-	-	-	-	Team 2
6:00pm - 2:00am	Team 2	Team 2	Team 2	Team 2	Team 3	Team 3	Team 3





OFFICE OF HOMELESS SERVICES AND STRATEGIES

CITY OF NEW ORLEANS

HELENA MORENO
MAYOR

TAYLOR DILES
DIRECTOR

Shelter Exits

Availability at LBS requires current residents to exit shelter. LBS will dedicate 5 beds for the French Quarter work and FQMD will fund 60 shelter exits for the year. This means each bed is expected to transition 12 people out of the shelter in the year at an average pace of one person per month. The average rental support will be a security deposit and up to three months at Fair Market Rent (\$1113 for a 1-bedroom unit; established by HUD). Additionally, FQMD will fund move-in support packages to promote a successful transition out of shelter.

- Average Rent: \$1,113
- Exit Support: up to 3 months
- Total Beds: 3
- Exits per Bed: 9
- Total Clients Served: 27
- Total Shelter Exit Cost (\$1113 x 4 x 27): \$120,204
- Move-In Package: \$1,731

Transportation

In 2025, the Mobile Crisis Intervention Unit (MCIU) was the dedicated transportation outside of normal business hours. This was both outside the scope of MCIU’s mission and led to long wait times for transport while they were responding to another call. Moving forward, the team will be assigned a City vehicle to provide transportation immediately after shelter is accepted.

Total Funding Request

Item	Cost	Units	Annual Cost
Outreach FTE	\$43,821	3	\$131,463
Shelter Exits	\$6,183	27	\$166,941
Supplies	\$5,000	1	\$5,000
Coordination	\$5,000	1	\$5,000
TOTAL			\$308,404

Key Performance Indicators

Indicator	Goal	Target Date	Reported
Engagements	50% decrease	December 2026	Weekly
Transports to Shelter	27 total	December 2026	Weekly
Shelter Exits	27 total	December 2026	Monthly

OHSS will record the following metrics:

1. Engagements – during their shift, how many times did the team stop to engage someone who was sleeping in the French Quarter? This is *inclusive* of repeat stops (e.g., stopping to speak to the someone who relocated elsewhere in the French Quarter). Teams will record this data daily, and OHSS will provide FQMD with a compiled weekly report.





OFFICE OF HOMELESS SERVICES AND STRATEGIES

CITY OF NEW ORLEANS

HELENA MORENO
MAYOR

TAYLOR DILES
DIRECTOR

Engagement Goal: 50% decrease from peak weekly average engagements by the end of December 2026.

2. Engagement Outcomes – when the team stopped to engage someone, what was the result? Outcomes include: left area, transported to shelter, and citation. Teams will record this data daily, and OHSS will provide FQMD with a compiled weekly report.

Outcome Goal: 27 transports to shelter by the end of December 2026.

3. Shelter exits – how many people have exited shelter and entered housing? OHSS and LBS leadership will track this data and report to FQMD monthly.

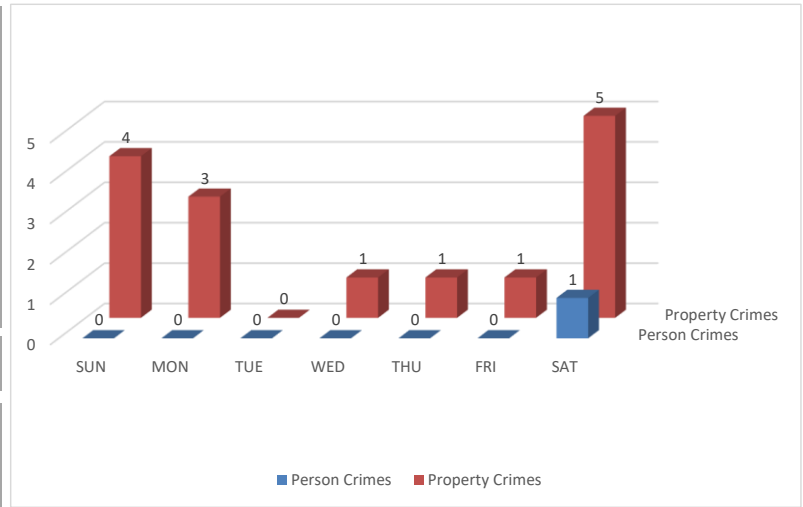
Exit Goal: 27 shelter exits by the end of December 2026.



Eighth District FQTF Daily UCR Tally

02/01/2026 - 02/07/2026

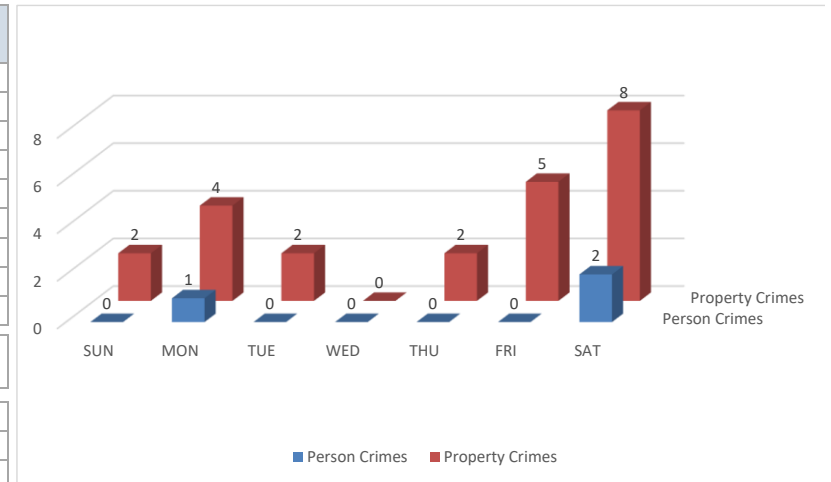
	SUN 2/1	MON 2/2	TUE 2/3	WED 2/4	THU 2/5	FRI 2/6	SAT 2/7	Total	UNF	Total
Homicide	30									
Aggravated Battery	34									
Agg Batt by Cutting	34C									
Agg Batt by Shooting	34S									
Aggravated Assault	37									
Aggravated Rape	42									
Armed Robbery	64									
Simple Robbery	65									
Property Snatching	65P						1	1		1
Total Persons							1	1		1
Aggravated Burglary	60									
Simple Burglary	62									
Residential Burglary	62R									
Business Burglary	62B									
Auto Burglary	62C	1						1		1
Auto Theft	67A		1				1	2		2
Theft	67	3	2	1	1	1	4	12		12
Shoplifting	67S									
Total Property	4	3		1	1	1	5	15		15
Total	4	3		1	1	1	6	16		16



Eighth District FQTF Daily UCR Tally

02/08/2026 - 02/14/2026

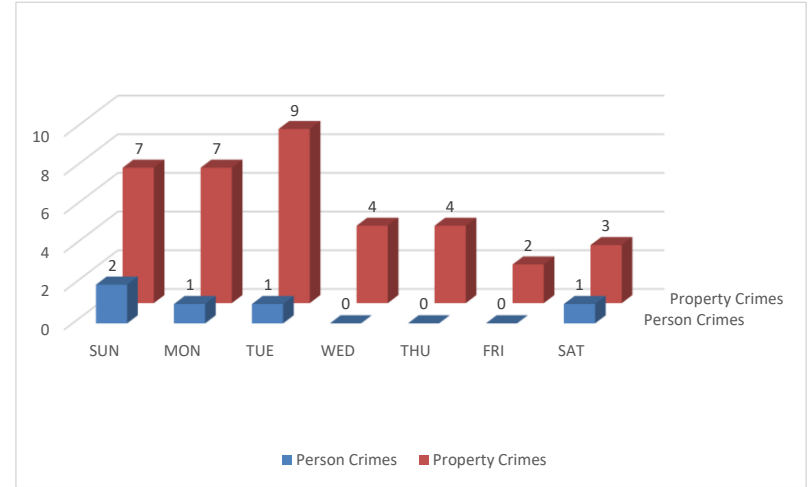
	SUN 2/8	MON 2/9	TUE 2/10	WED 2/11	THU 2/12	FRI 2/13	SAT 2/14	Total	UNF	Total
Homicide	30									
Aggravated Battery	34									
Agg Batt by Cutting	34C						1	1		1
Agg Batt by Shooting	34S									
Aggravated Assault	37									
Aggravated Rape	42									
Armed Robbery	64									
Simple Robbery	65		1					1		1
Property Snatching	65P						1	1		1
Total Persons		1					2	3		3
Aggravated Burglary	60									
Simple Burglary	62									
Residential Burglary	62R									
Business Burglary	62B									
Auto Burglary	62C									
Auto Theft	67A		1			1	1	3		3
Theft	67	2	1	2		2	4	7		18
Shoplifting	67S		2					2		2
Total Property	2	4	2		2	5	8	23		23
Total	2	5	2		2	5	10	26		26



Eighth District FQTF Daily UCR Tally

02/15/2026 - 02/21/2026

	SUN 2/15	MON 2/16	TUE 2/17	WED 2/18	THU 2/19	FRI 2/20	SAT 2/21	Total	UNF	Total
Homicide	30									
Aggravated Battery	34									
Agg Batt by Cutting	34C	1		1				2		2
Agg Batt by Shooting	34S									
Aggravated Assault	37									
Aggravated Rape	42						1	1		1
Armed Robbery	64									
Simple Robbery	65	1						1		1
Property Snatching	65P		1					1		1
Total Persons		2	1	1			1	5		5
Aggravated Burglary	60									
Simple Burglary	62									
Residential Burglary	62R									
Business Burglary	62B									
Auto Burglary	62C	1				1	1	3		3
Auto Theft	67A			2	1	1		4		4
Theft	67	6	7	7	3	1	1	28		28
Shoplifting	67S				1			1		1
Total Property		7	7	9	4	4	3	36		36
Total		9	8	10	4	4	4	41		41



Eighth District FQTF Daily UCR Tally

02/22/2026 - 02/28/2026

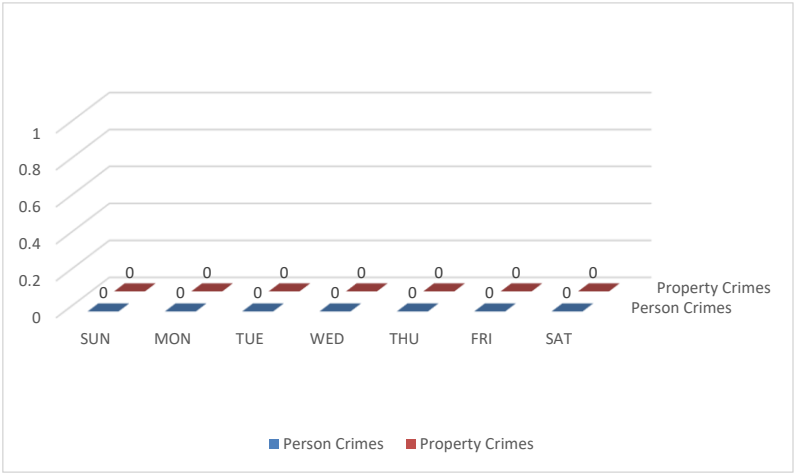
	SUN 2/22	MON 2/23	TUE 2/24	WED 2/25	THU 2/26	FRI 2/27	SAT 2/28	Total	UNF	Total
Homicide	30									
Aggravated Battery	34									
Agg Batt by Cutting	34C									
Agg Batt by Shooting	34S									
Aggravated Assault	37	1						1		1
Aggravated Rape	42	1						1		1
Armed Robbery	64									
Simple Robbery	65									
Property Snatching	65P									
Total Persons	1	1						2		2
Aggravated Burglary	60									
Simple Burglary	62									
Residential Burglary	62R	1						1		1
Business Burglary	62B									
Auto Burglary	62C	1			1	1		3		3
Auto Theft	67A	1		1				2		2
Theft	67	1	1	1	1	1		5		5
Shoplifting	67S		1					1		1
Total Property		4	2	2	2	2		12		12
Total	1	5	2	2	2	2		14		14



Eighth District FQTF Daily UCR Tally

03/01/2026 - 03/07/2026

	SUN 3/1	MON 3/2	TUE 3/3	WED 3/4	THU 3/5	FRI 3/6	SAT 3/7	Total	UNF	Total
Homicide	30									
Aggravated Battery	34									
Agg Batt by Cutting	34C									
Agg Batt by Shooting	34S									
Aggravated Assault	37									
Aggravated Rape	42									
Armed Robbery	64									
Simple Robbery	65									
Property Snatching	65P									
Total Persons										
Aggravated Burglary	60									
Simple Burglary	62									
Residential Burglary	62R									
Business Burglary	62B									
Auto Burglary	62C									
Auto Theft	67A									
Theft	67									
Shoplifting	67S									
Total Property										
Total										



1/1/2026-12/31/2026

SPPP

Crime Against a Person

Homicide	
Aggravated Battery	
Shooting	
Aggravated Assault	2
Rape	
Armed Robbery	
Simple Robbery	
Purse Snatching	
Person Crimes Total	2

Crime Against Property

Business Burglary	
Residence Burglary	
Simple Burglary	
Auto Burglary	
Auto Theft	
Theft	
Shoplifting	
Property Crimes Total	0
GRAND TOTAL	2

2/1/2026 - 2/28/2026

Crime Against a Person

Homicide	
Rape	2
Shooting	
Aggravated Battery	3
Aggravated Assault	1
Armed Robbery	
Purse Snatching	2
Simple Robbery	3
Person Crimes Total	11

Crime Against Property

Business Burglary	1
Residence Burglary	
Simple Burglary	
Auto Burglary	7
Auto Theft	11
Theft	64
Shoplifting	4
Property Crimes Total	87
GRAND TOTAL	98

ItemNumber	Code	OccurredDate	ReportDate	District	ReportType	Location	SubZone	ReportStatus
B-28049-26	67	2/28/26 12:29	2/28/26 12:29	8	INCIDENT	BIENVILLE ST / BOURBON ST	D 04	OPEN
B-26733-26	62C	2/27/26 3:47	2/27/26 3:47	8	INCIDENT	900 CONTI ST	D 02	OPEN
B-26680-26	67P	2/27/26 1:36	2/27/26 1:36	8	INCIDENT	800 CANAL ST	I 01	OPEN
B-26586-26	62C	2/26/26 22:35	2/26/26 22:35	8	INCIDENT	1001 CANAL ST	D 01	OPEN
B-26056-26	67	2/26/26 11:25	2/26/26 11:25	8	INCIDENT	900 CANAL ST	A 03	OPEN
B-25406-26	67A	2/25/26 18:25	2/25/26 18:25	8	INCIDENT	800 CANAL ST	I 01	OPEN
B-25131-26	67	2/25/26 13:59	2/25/26 13:59	8	INCIDENT	300 BOURBON ST	D 04	OPEN
B-24456-26	67	2/24/26 19:41	2/24/26 19:41	8	INCIDENT	428 CANAL ST	G 02	OPEN
B-24057-26	67S	2/24/26 11:49	2/24/26 11:49	8	INCIDENT	700 ROYAL ST	C 03	OPEN
B-23177-26	62B	2/23/26 13:41	2/23/26 13:41	8	INCIDENT	808 BIENVILLE ST	D 04	OPEN
B-23128-26	37	2/23/26 12:35	2/23/26 12:35	8	INCIDENT	833 CANAL ST	D 01	OPEN
B-23084-26	62C	2/23/26 11:53	2/23/26 11:53	8	INCIDENT	1017 ST LOUIS ST	D 03	OPEN
B-22797-26	67A	2/23/26 5:55	2/23/26 5:55	8	INCIDENT	2000 BIENVILLE AV	B 02	OPEN
B-22739-26	67	2/23/26 3:21	2/23/26 3:21	8	INCIDENT	IBERVILLE ST / DAUPHINE ST	D 01	OPEN
B-22600-26	42	2/22/26 22:48	2/22/26 22:48	8	INCIDENT	700 BURGUNDY ST	D 03	OPEN
B-21528-26	67	2/21/26 19:39	2/21/26 19:39	8	INCIDENT	214 ROYAL ST	C 02	OPEN
B-21413-26	67	2/21/26 17:07	2/21/26 17:07	8	INCIDENT	339 BOURBON ST	D 04	OPEN
B-21220-26	67	2/21/26 12:28	2/21/26 12:28	8	INCIDENT	200 BOURBON ST	D 04	OPEN
B-21177-26	27-42	2/21/26 11:36	2/21/26 11:36	8	INCIDENT	201(200) CANAL ST	B 01	OPEN
B-20433-26	62C	2/20/26 16:15	2/20/26 16:15	8	INCIDENT	739 CANAL ST	D 01	OPEN
B-20357-26	67B	2/20/26 14:58	2/20/26 14:58	8	INCIDENT	1440 CANAL ST	J 04	OPEN
B-19713-26	67A	2/19/26 23:26	2/19/26 23:26	8	INCIDENT	921 CANAL ST	D 01	CBA
B-19113-26	67S	2/19/26 11:18	2/19/26 11:18	8	INCIDENT	333 CANAL ST	B 01	OPEN
B-19101-26	62C	2/19/26 11:08	2/19/26 11:08	8	INCIDENT	817 IBERVILLE ST	D 04	OPEN
B-18818-26	67P	2/19/26 4:28	2/19/26 4:28	8	INCIDENT	TCHOUPILOULAS ST / CANAL ST	G 02	OPEN
B-18628-26	67P	2/18/26 22:35	2/18/26 22:35	8	INCIDENT	ST ANN ST / BOURBON ST	E 01	OPEN
B-18034-26	67A	2/18/26 12:23	2/18/26 12:23	8	INCIDENT	ROYAL ST / CANAL ST	C 01	OPEN
B-17842-26	67P	2/18/26 8:49	2/18/26 8:49	8	INCIDENT	BOURBON ST / ST LOUIS ST	D 05	OPEN
B-17543-26	67	2/18/26 0:14	2/18/26 0:14	8	INCIDENT	100 IBERVILLE ST	B 01	OPEN
B-17503-26	67A	2/17/26 23:30	2/17/26 23:30	8	INCIDENT	500 CANAL ST	G 04	OPEN
B-17497-26	34C	2/17/26 23:22	2/17/26 23:22	8	INCIDENT	400 BOURBON ST	D 05	OPEN
B-17377-26	67P	2/17/26 21:09	2/17/26 21:09	8	INCIDENT	400 BOURBON ST	D 05	OPEN
B-17098-26	67P	2/17/26 17:22	2/17/26 17:22	8	INCIDENT	641 BOURBON ST	D 06	OPEN
B-16894-26	67A	2/17/26 14:33	2/17/26 14:33	8	INCIDENT	334 ROYAL ST	C 02	OPEN
B-16854-26	67	2/17/26 13:51	2/17/26 13:51	8	INCIDENT	BOURBON ST / GOVERNOR NICHOLL	E 02	OPEN
B-16663-26	67P	2/17/26 9:58	2/17/26 9:58	8	INCIDENT	334 ROYAL ST	C 02	OPEN
B-16650-26	67P	2/17/26 9:37	2/17/26 9:37	8	INCIDENT	200 BOURBON ST	D 04	OPEN
B-16542-26	67B	2/17/26 6:34	2/17/26 6:34	8	INCIDENT	1301(1300) N RAMPART ST	D 03	OPEN
B-16314-26	67P	2/17/26 0:07	2/17/26 0:07	8	INCIDENT	418 BOURBON ST	D 05	OPEN
B-15936-26	65P	2/16/26 17:13	2/16/26 17:13	8	INCIDENT	BOURBON ST / BIENVILLE ST	D 04	OPEN
B-15846-26	67P	2/16/26 15:39	2/16/26 15:39	8	INCIDENT	CANAL ST / ST CHARLES AV	G 04	OPEN
B-15651-26	67P	2/16/26 12:13	2/16/26 12:13	8	INCIDENT	CANAL ST / BOURBON ST	D 01	OPEN
B-15649-26	67P	2/16/26 12:10	2/16/26 12:10	8	INCIDENT	CARONDELET ST / CANAL ST	I 01	OPEN
B-15609-26	67P	2/16/26 11:28	2/16/26 11:28	8	INCIDENT	700 CANAL ST	I 01	OPEN
B-15517-26	67P	2/16/26 9:46	2/16/26 9:46	8	INCIDENT	1000 CANAL ST	I 02	OPEN
B-15472-26	67	2/16/26 8:47	2/16/26 8:47	8	INCIDENT	1055(1032)(1000) ST CHARLES AV	C 03	OPEN
B-15452-26	67P	2/16/26 8:14	2/16/26 8:14	8	INCIDENT	500 BOURBON ST	D 05	OPEN
B-15049-26	67P	2/15/26 21:29	2/15/26 21:29	8	INCIDENT	ROYAL ST / CANAL ST	C 01	OPEN
B-15040-26	34C	2/15/26 21:21	2/15/26 21:21	8	INCIDENT	600 BOURBON ST	D 06	CBW
B-15009-26	65	2/15/26 20:56	2/15/26 20:56	8	INCIDENT	8 CANAL ST	A 03	CBW
B-14790-26	67P	2/15/26 17:25	2/15/26 17:25	8	INCIDENT	CANAL ST / ST CHARLES AV	G 04	OPEN
B-14595-26	67P	2/15/26 13:43	2/15/26 13:43	8	INCIDENT	420 BOURBON ST	D 05	OPEN
B-14571-26	62C	2/15/26 13:19	2/15/26 13:19	8	INCIDENT	700 URSULINES AV	E 02	CBA
B-14460-26	67P	2/15/26 11:14	2/15/26 11:14	8	INCIDENT	500 BOURBON ST	D 05	OPEN
B-14394-26	67	2/15/26 9:45	2/15/26 9:45	8	INCIDENT	400 BOURBON ST	D 05	OPEN
B-14284-26	67P	2/15/26 6:59	2/15/26 6:59	8	INCIDENT	602 BURGUNDY ST	D 03	OPEN
B-13959-26	67P	2/14/26 23:17	2/14/26 23:17	8	INCIDENT	600 BOURBON ST	D 06	OPEN
B-13779-26	67A	2/14/26 20:37	2/14/26 20:37	8	INCIDENT	1540 CANAL ST	J 04	OPEN
B-13488-26	67P	2/14/26 15:51	2/14/26 15:51	8	INCIDENT	600 BOURBON ST	D 06	OPEN
B-13371-26	67P	2/14/26 13:41	2/14/26 13:41	8	INCIDENT	300 BOURBON ST	D 04	OPEN
B-13301-26	67	2/14/26 12:14	2/14/26 12:14	8	INCIDENT	739 CANAL ST	D 01	OPEN
B-13007-26	34C	2/14/26 3:47	2/14/26 3:47	8	INCIDENT	ENVILLE ST (8D02) / N RAMPART	D 02	OPEN
B-12991-26	67	2/14/26 3:06	2/14/26 3:06	8	INCIDENT	530 BOURBON ST	D 05	OPEN
B-12977-26	67P	2/14/26 2:39	2/14/26 2:39	8	INCIDENT	227 BOURBON ST	D 04	OPEN
B-12917-26	65P	2/14/26 1:04	2/14/26 1:04	8	INCIDENT	400 BOURBON ST	D 05	OPEN
B-12878-26	67P	2/14/26 0:23	2/14/26 0:23	8	INCIDENT	500 BOURBON ST	D 05	OPEN
B-12306-26	67	2/13/26 14:21	2/13/26 14:21	8	INCIDENT	8 CANAL ST	A 03	OPEN

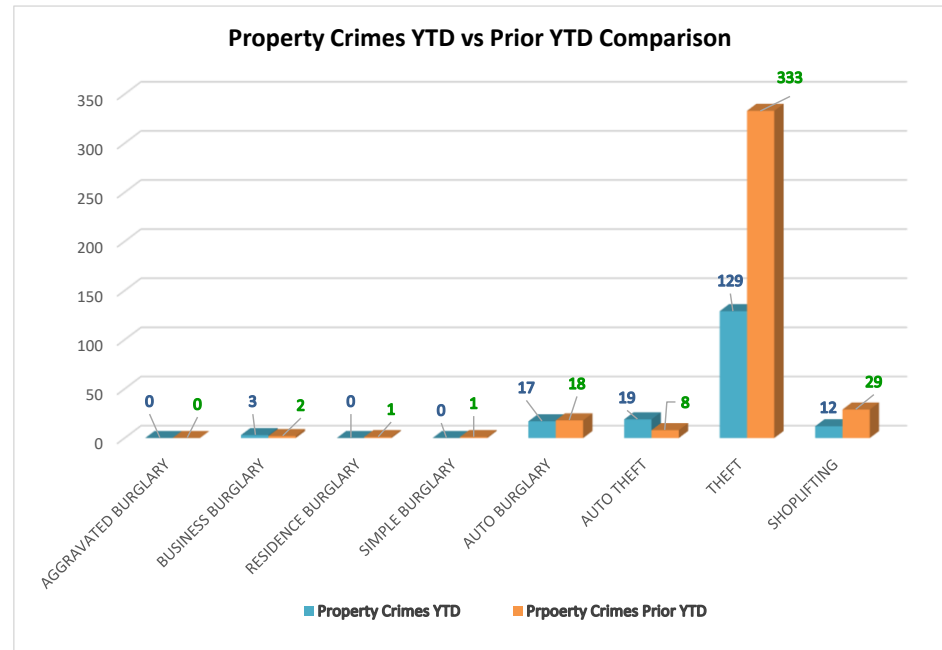
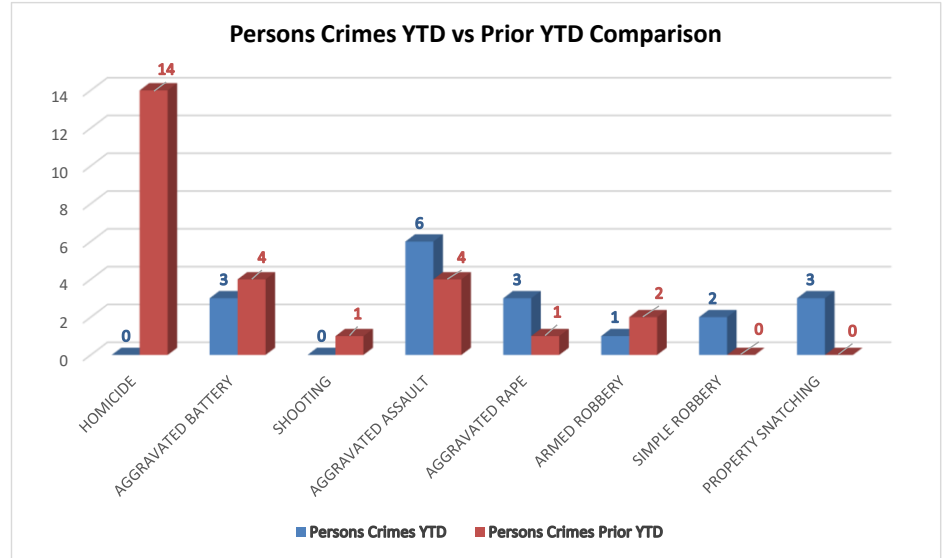
B-12295-26	67	2/13/26 14:04	2/13/26 14:04	8	INCIDENT	1112 BOURBON ST	E 02	OPEN
B-12189-26	67	2/13/26 11:59	2/13/26 11:59	8	INCIDENT	RAMPART ST / IBERVILLE ST (8DC	D 01	OPEN
B-12016-26	67A	2/13/26 8:52	2/13/26 8:52	8	INCIDENT	600 DECATUR ST	B 02	OPEN
B-11886-26	67	2/13/26 4:37	2/13/26 4:37	8	INCIDENT	334 ROYAL ST	C 02	OPEN
B-10990-26	67P	2/12/26 10:44	2/12/26 10:44	8	INCIDENT	835 CANAL ST	D 01	OPEN
B-10854-26	67	2/12/26 7:57	2/12/26 7:57	8	INCIDENT	901(900) ELYSIAN FIELDS AV	E 03	OPEN
B-09561-26	67	2/10/26 21:01	2/10/26 21:01	8	INCIDENT	208 BOURBON ST	D 04	OPEN
B-08817-26	67	2/10/26 6:28	2/10/26 6:28	8	INCIDENT	500 BOURBON ST	D 05	OPEN
B-08250-26	67S	2/9/26 15:49	2/9/26 15:49	8	INCIDENT	333 CANAL ST	B 01	OPEN
B-08173-26	67S	2/9/26 14:18	2/9/26 14:18	8	INCIDENT	217 BOURBON ST	D 04	OPEN
B-08125-26	65	2/9/26 13:18	2/9/26 13:18	8	INCIDENT	1 CANAL ST	B 01	CBW
B-07758-26	67A	2/9/26 4:54	2/9/26 4:54	8	INCIDENT	ST ANN ST / BURGUNDY ST	E 01	OPEN
B-07659-26	67	2/9/26 1:31	2/9/26 1:31	8	INCIDENT	1500 CANAL ST	J 04	OPEN
B-07322-26	67	2/8/26 17:25	2/8/26 17:25	8	INCIDENT	600 BOURBON ST	D 06	OPEN
B-07287-26	67B	2/8/26 16:27	2/8/26 16:27	8	INCIDENT	2800 CANAL ST	C 01	OPEN
B-06279-26	67	2/7/26 13:48	2/7/26 13:48	8	INCIDENT	738 TOULOUSE ST	D 05	OPEN
B-06165-26	27-67A	2/7/26 10:53	2/7/26 10:53	8	INCIDENT	1000 CHARTRES ST	E 05	CBA
B-06021-26	67	2/7/26 6:49	2/7/26 6:49	8	INCIDENT	423 BOURBON ST	D 05	OPEN
B-05921-26	67P	2/7/26 3:12	2/7/26 3:12	8	INCIDENT	227 BOURBON ST	D 04	OPEN
B-05913-26	67P	2/7/26 2:57	2/7/26 2:57	8	INCIDENT	227 BOURBON ST	D 04	OPEN
B-05832-26	65P	2/7/26 0:33	2/7/26 0:33	8	INCIDENT	200 ROYAL ST	C 02	CBW
B-04872-26	67	2/6/26 2:22	2/6/26 2:22	8	INCIDENT	600 BOURBON ST	D 06	OPEN
B-03897-26	67	2/5/26 2:12	2/5/26 2:12	8	INCIDENT	941 BOURBON ST	E 01	OPEN
B-03325-26	67	2/4/26 11:53	2/4/26 11:53	8	INCIDENT	300 BOURBON ST	D 04	OPEN
B-01471-26	67A	2/2/26 16:46	2/2/26 16:46	8	INCIDENT	751 CHARTRES ST	C 03	CBA
B-01234-26	67	2/2/26 12:12	2/2/26 12:12	8	INCIDENT	ROYAL ST / BARRACKS ST	E 05	OPEN
B-00946-26	67	2/2/26 4:20	2/2/26 4:20	8	INCIDENT	BOURBON ST / CANAL ST	D 01	OPEN
B-00683-26	67C	2/1/26 18:48	2/1/26 18:48	8	INCIDENT	1500 CANAL ST	J 04	OPEN
B-00538-26	67	2/1/26 15:19	2/1/26 15:19	8	INCIDENT	124 ROYAL ST	C 01	OPEN
B-00514-26	62C	2/1/26 14:54	2/1/26 14:54	8	INCIDENT	334 N RAMPART ST	D 02	OPEN
B-00009-26	67	2/1/26 0:07	2/1/26 0:07	8	INCIDENT	800 IBERVILLE ST	D 01	OPEN

	26-Jan	26-Feb	26-Mar
Total Calls	4134	3678	
App Call	376	364	
Dispatch	450	380	
Self-Initiated	3308	2934	
Average Response Time (minutes)	1.2	1.5	
App Call Response Time	4.0	6.0	
Stats:			
Arrests	33	24	
Traffic Citations	156	120	
Vehicle Tows	4	6	
Parking Citations	24	45	
Summons	20	44	
FICs	72	55	
Business Checks	1036	840	
Citizen Contacts	3451	3441	
Subjects Moved	1771	1593	
Report To Follow	22	30	
Hours	6354	5824	
Shifts Scheduled	904	872	
Shifts Filled	897.5	801.5	
Percentage Filled	99%	92%	

SPPP YTD Comparison

1/1/2026 - 3/12/2026

OFFENSE	YTD 2026	YTD 2025	# CHANGE	% CHANGE
HOMICIDE	0	14	-14	-100%
AGGRAVATED BATTERY	3	4	-1	-25%
SHOOTING	0	1	-1	-100%
AGGRAVATED ASSAULT	6	4	2	50%
AGGRAVATED RAPE	3	1	2	200%
ARMED ROBBERY	1	2	-1	-50%
SIMPLE ROBBERY	2	0	2	%N/A
PROPERTY SNATCHING	3	0	3	%N/A
PERSONS	18	26	-8	-31%
AGGRAVATED BURGLARY	0	0	0	%N/A
BUSINESS BURGLARY	3	2	1	50%
RESIDENCE BURGLARY	0	1	-1	-100%
SIMPLE BURGLARY	0	1	-1	-100%
AUTO BURGLARY	17	18	-1	-6%
AUTO THEFT	19	8	11	138%
THEFT	129	333	-204	-61%
SHOPLIFTING	12	29	-17	-59%
PROPERTY	180	392	-212	-54%
TOTAL	198	418	-220	-53%



2026 SOLVED RATES SPPP CLEARANCE RATE 1/1/2026 - 3/12/2026

OFFENSE	YTD	YTD	%
	2026	SOLVED	SOLVED
HOMICIDE	0	0	%N/A
AGGRAVATED BATTERY	3	1	33%
SHOOTING	0	0	%N/A
AGGRAVATED ASSAULT	6	2	33%
AGGRAVATED RAPE	3	0	0%
ARMED ROBBERY	1	1	100%
SIMPLE ROBBERY	2	2	100%
PROPERTY SNATCHING	3	1	33%
PERSONS	18	7	39%
AGGRAVATED BURGLARY	0	0	%N/A
BUSINESS BURGLARY	3	0	0%
RESIDENCE BURGLARY	0	0	%N/A
SIMPLE BURGLARY	0	0	%N/A
AUTO BURGLARY	17	2	12%
AUTO THEFT	19	3	16%
THEFT	129	0	0%
SHOPLIFTING	12	0	0%
PROPERTY	180	5	3%
TOTAL	198	12	6%

Supplemental Police Patrol Program Key Performance Indices															
DESCRIPTION	January	February	March	April	May	June	July	August	September	October	November	December	Average Year to Date	KPI	Total
SPPP Officers Trained in FQ Specific Laws	100%	100%												100%	
App Response Time	4	5												7	
Citizen Contracts	3,451	3,441												2,000	6,892
Business Checks	1,036	840												800	1,876
Percentage of Shifts Filled	99%	92%												85%	
Quality of Life Checks	79	82												80	

Supplemental Police Patrol Program Categories Tracked															
Description	January	February	March	April	May	June	July	August	September	October	November	December	Year to Date Average	Historic 5-Year Avg	Total
App Calls Received	376	364											370	371	740
Dispatch Calls Responded to	450	380											415	100	830
Self Initiated Calls Reported	3308	2934											3121		6,242
Arrests & Apprehensions	33	24											29	33	57
Summons / Traffic Citations	20/156	44/120											23/107		278/1284
Subjects Moved	1771	1593											1682	1,328	3,364
Hours Patrolled	6,354	5,824											6,089		12,178
SPPP Vehicles Available for Patrol	8	8											8		16
Officers Assigned to the 8th District	88	87											88	98 (2021/10/c)	175
Person Crimes in the FQ	2	11											7		13
Officers: Bourbon Promenade	10	9											10		19
Parking Tickets Written	24	45											35		69
Hours assigned to RTCC	0	0											0		0

Upper Quarter Patrol

PUBLIC SAFETY SERVICES CORP

MONTHLY REPORT – 9 March 2026

Key Performance Indicators

Key Performance Indicators	January	February	2026 Year to Date	2025 Monthly Average
Business Checks	316	187	503	518
Citizen Contacts	27	15	42	33
NOPD Assists	45	24	69	26
Subjects Moved	219	118	337	337
Medical (EMS Notified Rendered Aid)	3	2	5	7

Summary of Month Activities

2/18/2026

On Wednesday, February 18th, 2026, at approximately 10:30 AM, Deputies Loy Madrigal and Joseph Lodwick were on routine vehicle patrol in the area of Esplanade Avenue and Decatur Street. While in the area, deputies observed a group of individuals congregated along the side of the building of Checkpoint Charlie's on Decatur Street. Deputies further observed a Black male subject sitting on a folding chair who appeared to be separating a white substance into portions from a plastic bag. Deputies exited their vehicle to make contact with the subject for questioning. Upon noticing the deputies, the subject stood up and began walking away. Deputy Madrigal verbally commanded the subject to stop, advising him that deputies only wanted to speak with him. The subject refused to comply and fled on foot, resulting in a brief foot pursuit. During the pursuit, the subject tripped and fell, striking a metal trash can located in front of Checkpoint Charlie's. As a result of the fall, the subject sustained a laceration to the right side of his eyebrow. The subject continued to resist but was eventually detained with the assistance of another police officer from the nearby museum, identified as Officer Michael Vonbieberstien. Deputy Madrigal requested EMS through dispatch due to the subject's injury. A pat-down search incident to detention was conducted by Deputy Madrigal, during which a plastic bag containing a white substance was recovered from the subject. U.S. currency was also recovered during the search. The subject was advised of his Miranda rights and identified as Greg Irowoin Williams. He was subsequently transported to the 8th District station for further processing. The recovered substance was field-tested and yielded a positive result for methamphetamine.

Municipal Arrests- 3

Summons- 2

State Arrests- 0

Fugitive Arrests- 2

Traffic Violations- 0

Parking Violations- 0

Vehicles Towed- 1

Transport Van February Transports- 2

EUQP Key Performance Indicators

Key Performance Indicators	January	February	2026 Year to Date	2025 Monthly Average
New Complaints	59	66	125	88
NOPD Assists	34	28	62	56
Medical	6	0	6	7
Traffic Violations	3	3	6	32
Municipal Arrests	1	1	2	1
State Arrests	1	0	1	1
Business Checks	73	51	124	41

Bourbon Promenade

Key Performance Indicators

Key Performance Indicators	January	February	2026 Year to Date	2025 Monthly Average
Calls for Service	34	28	62	39
Individuals Moved	87	49	136	92
Summons	1	0	1	1
Traffic Violations	0	0	0	1
Municipal Arrests	2	1	3	2
State Arrests	2	1	3	1
Medical	6	3	9	6

2

Monitor KPIs of Budgeted Items

- FQ Patrols:
 - NOPD (see attached)
 - Sherriff (see attached)
 - LSP (see attached)
 - Transport Van

0

2

Public Concerns / Strategic Priorities

- Identify top priority list of community safety concerns (for example- mental health / unhoused, noise, aggressive solicitation, speeding, illegal parking).
- Recommend to Government Affairs Committee, 1-2, needing advocacy for ordinance changes.
- Develop & research project concepts to address top 1-2 issues and funding proposals for the late Spring funding cycle for 2027.

6

2
0
2
6

- FQ Patrols:
 - **NOPD** (changes)
 - App Response Time: 7 mins
 - Citizen Contacts 1400
 - Business Checks 800
 - Added: Parking Citations
 - Added: Shifts Filled GOAL → 82%
 - Added: # Transport Requests
 - Added: # MCIU Referrals
 - Added: # LEAD Referrals
 - Miles removed, replaced with Hours
 - **Upper Quarter Patrol**
 - Added: # Transport Requests
 - **LSP**
 - # of Apprehensions (Wanted Felons)
 - # Hours Worked
 - # Vehicles Towed
 - **Transport Van** - # transports